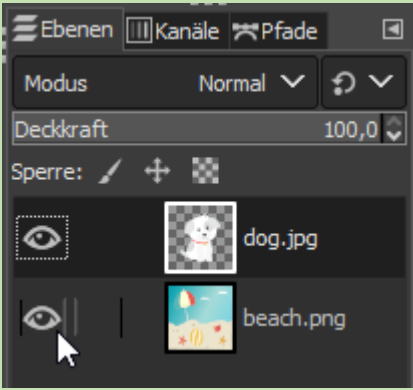

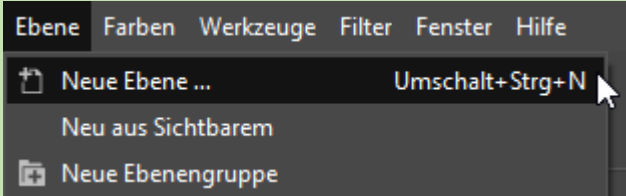
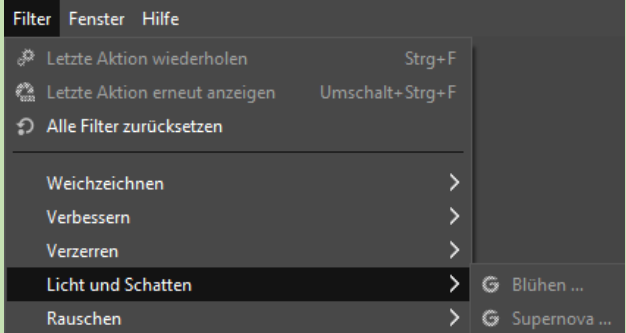


Hilfekärtchen

1	 <p>The screenshot shows the Photoshop Layers panel. At the top, there are tabs for 'Ebenen', 'Kanäle', and 'Pfade'. Below them, the 'Modus' is set to 'Normal' and 'Deckkraft' is at 100,0. The 'Sperre' section has icons for lock, add, and grid. Two layers are visible: 'dog.jpg' and 'beach.png'. The visibility icon (an eye) for the 'dog.jpg' layer is highlighted with a dashed box, and the visibility icon for the 'beach.png' layer is being clicked by a mouse cursor.</p>
2	 <p>The screenshot shows the 'Neue Ebene' (New Layer) dialog box. It features a red square icon, a white square icon, and a circular arrow icon, representing different layer creation options.</p>
3	 <p>The screenshot shows the Photoshop 'Ebene' (Layer) menu. The menu items are 'Ebene', 'Farben', 'Werkzeuge', 'Filter', 'Fenster', and 'Hilfe'. The 'Neue Ebene ...' option is selected, and its keyboard shortcut 'Umschalt+Strg+N' is visible. Other options include 'Neu aus Sichtbarem' and 'Neue Ebenengruppe'.</p>
4	 <p>The screenshot shows the Photoshop 'Filter' menu. The menu items are 'Filter', 'Fenster', and 'Hilfe'. The 'Licht und Schatten' option is selected. Other options include 'Letzte Aktion wiederholen' (Strg+F), 'Letzte Aktion erneut anzeigen' (Umschalt+Strg+F), 'Alle Filter zurücksetzen', 'Weichzeichnen', 'Verbessern', 'Verzerren', 'Blühen ...', and 'Rauschen' (Supernova ...).</p>

5

The image shows a software window titled "Supernova" with a close button (X) in the top right corner. The window contains a settings panel for a layer named "Ebene-3 ([dog] (importiert))". The settings are as follows:

- Einstellungen:** A dropdown menu with a plus and minus icon.
- Mittelpunkt-X:** 0,119
- Mittelpunkt-Y:** 0,129
- Radius:** 136
- Anzahl der Strahlen:** 100
- Zufälliger Farbton:** 0
- Farbe:** A color selection box showing a bright yellow-green color.
- Anfangswert für Zufallszahlen:** 0, with a "Neue Zufallsdaten" button.
- Blending Options:** A plus icon.
- Kontrollelemente auf der Leinwand**
- Vorschau** **Ansicht teilen**

At the bottom of the window, there are four buttons: "Hilfe", "Zurücksetzen", "OK", and "Abbrechen".